

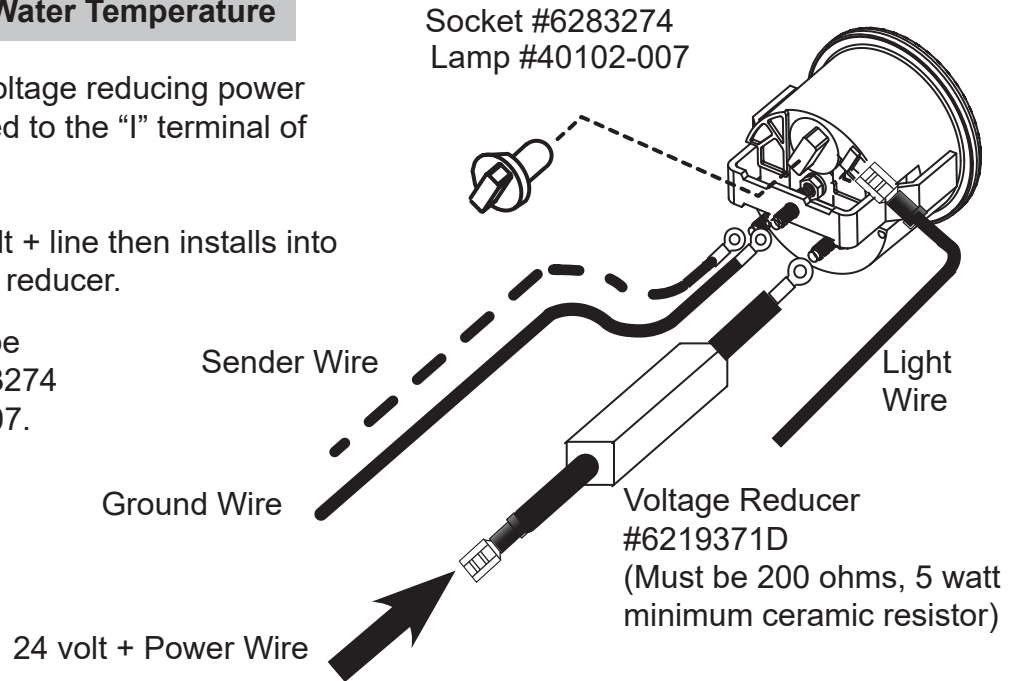
12 VOLT GAUGES IN A 24 VOLT APPLICATION

Fuel Level, Oil Pressure, Water Temperature

To use a 12 volt gauge, a voltage reducing power resistor needs to be attached to the "I" terminal of the gauge.

The incoming system 24 volt + line then installs into the other end of the voltage reducer.

The 12 volt lamp needs to be replaced with socket #6283274 and 24 volt lamp #40102-007.



Voltmeter

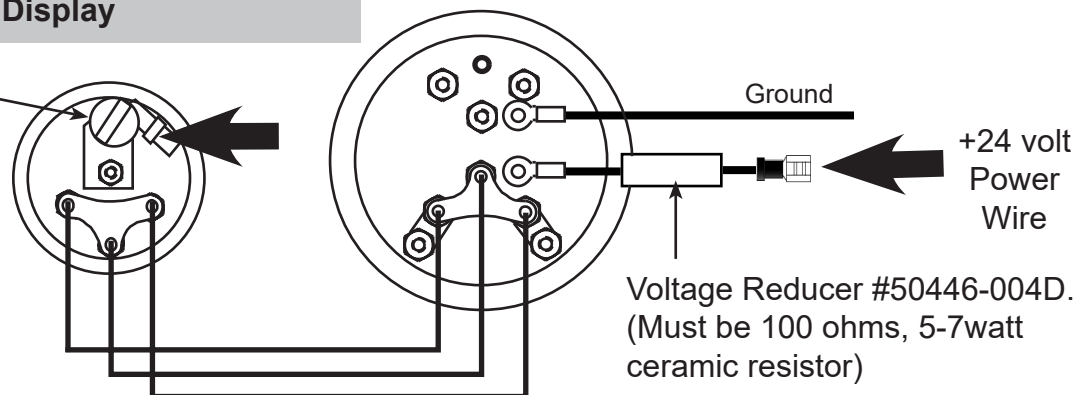
Voltmeter must have a 24 volt dial face to accurately reflect the system voltage. No special wiring needed. Follow voltmeter's instructions.

Ammeter

Ammeter is not voltage sensitive and does not require a voltage reducer. However, the light bulb and socket do need to be up graded per the above.

Engine Synchronizer Display

The 12 volt lamp needs to be replaced with socket #6283274 and 24 volt lamp #40102-007.

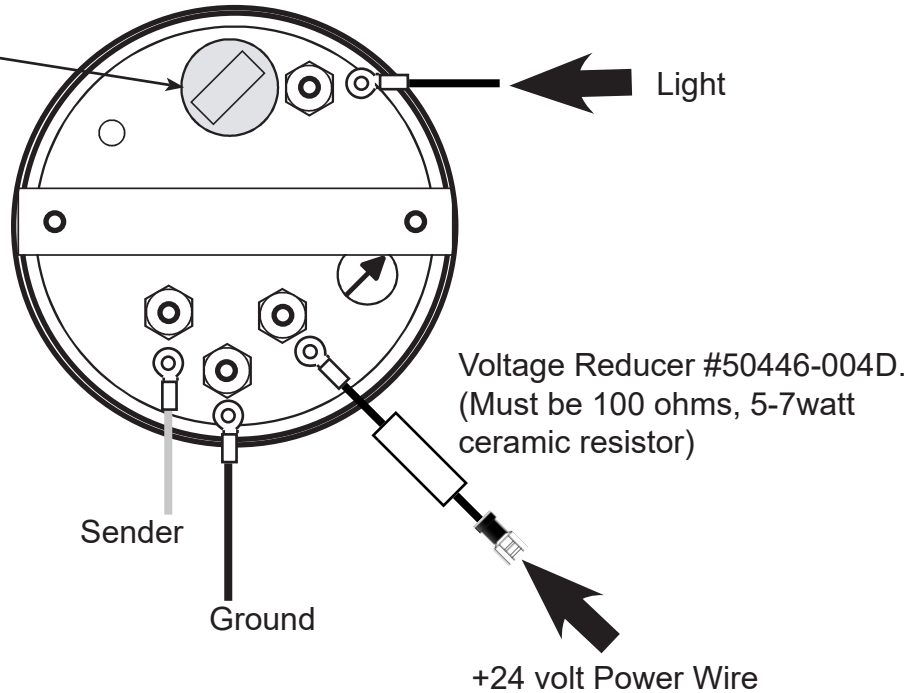


Hour Meter

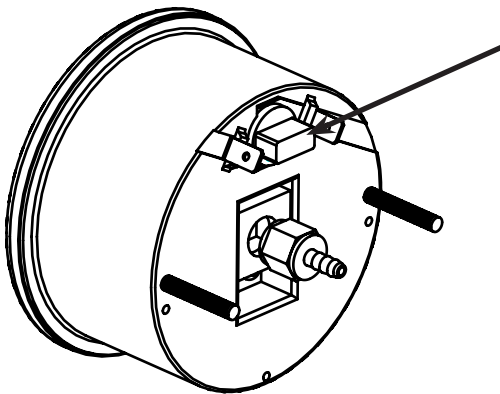
Hour meters already operate 8 to 32 volts. Hour meters have no light.

Tachometer (all configurations)

The 12 volt lamp needs to be replaced with socket #6283274 and 24 volt lamp #40102-007.



Marine Speedometer



The 12 volt lamp needs to be replaced with socket #6283274 and 24 volt lamp #40102-007.